



New Hampshire Department of
**BUSINESS AND
ECONOMIC AFFAIRS**

FY26/FY27
Operating Budget Presentation
House Finance Committee

February 27, 2025

Table of Contents

Agency Overview.....	3
Agency Organizational Structure.....	4
Agency Activity Details.....	6
Office of the Commissioner – (OOC)	6
Office of the Commissioner – Bureau of Visitor Services (BVS).....	7
Office of the Commissioner – Outdoor Recreation (ORID).....	8
Division of Economic Development (DED).....	9
Office of Planning and Development (OPD).....	10
Division of Travel and Tourism Development (DTTD).....	11
Agency Budget.....	12
Budget Proposal Overview.....	12
Office of the Commissioner (OOC) COM220010	13
Office of the Commissioner (OOC) COM220017	14
Division of Economic Development (DED) ECD220510.....	15
Office of Planning and Development (OPD) ODP221510.....	16
Division of Travel and Tourism Development (DTTD) TAT221010	17
Additional Agency Details.....	18
Programs Established over the last five years	18
Positions Established over the last five years.....	19
CARES Act and ARPA Programs.....	20

Agency Overview

Overview: BEA Core Functions

- Business Recruitment and Expansion
- Business Support
- Workforce Development and Recruitment
- International Trade & Relations
- Tourism Marketing and Promotion
- Welcome Center Management
- State Planning and Zoning
- Workforce Housing development and finance
- Broadband expansion and infrastructure
- Outdoor Recreation

Overview: BEA Authority

Established in 2017 (RSA 12-0), the Department of Business and Economic Affairs consists of two divisions, the Division of Economic Development (DED), Division of Travel and Tourism Development (DTTD), and is home to several offices and bureaus. BEA leads the state economic planning policies and statewide marketing efforts on critical issues such as workforce, tourism, housing, broadband, business retention and recruitment, international commerce, and economic development.

Overview: BEA Mission

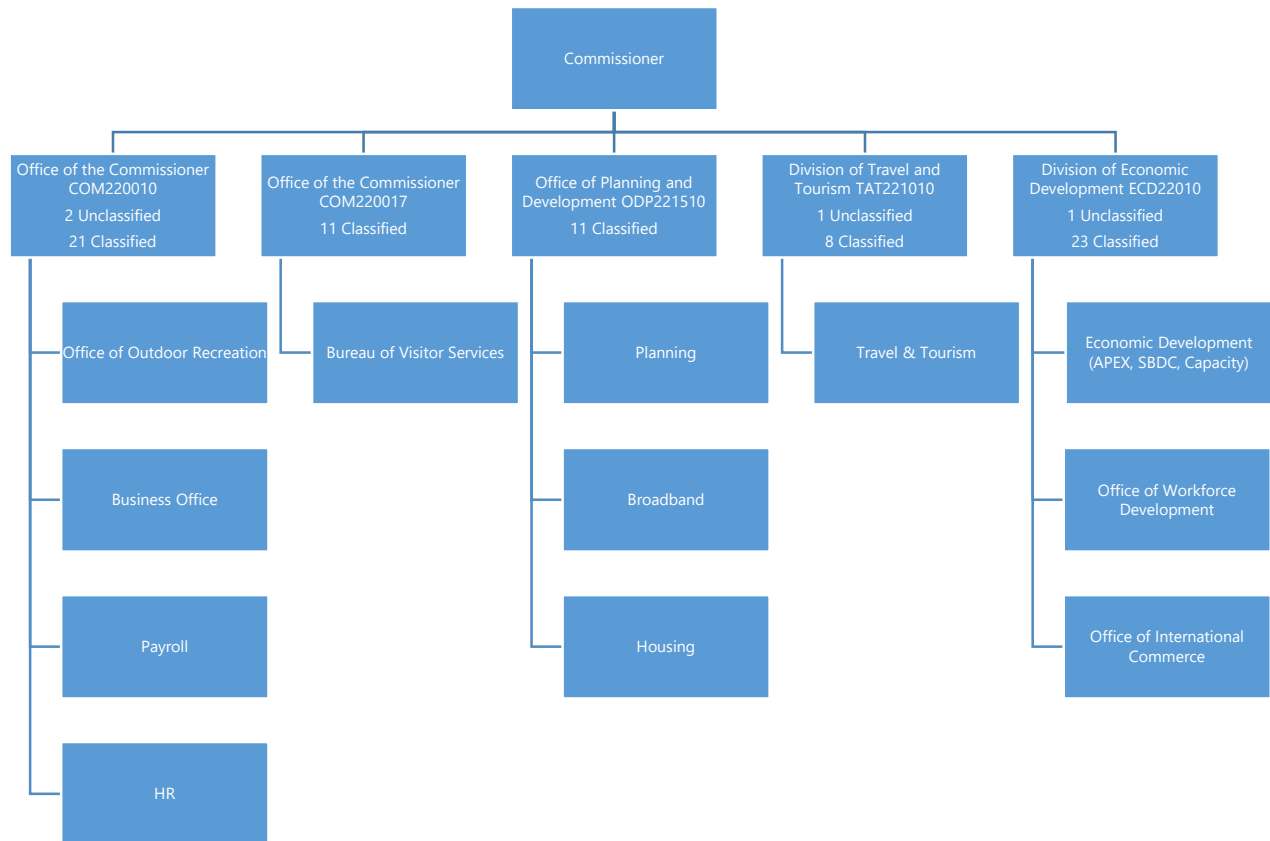
To Steward New Hampshire's economy and quality of life.

Overview: BEA Vision

An economy that provides prosperity balanced with New Hampshire's grandeur.

Agency Organizational Structure

Organizational Structure:

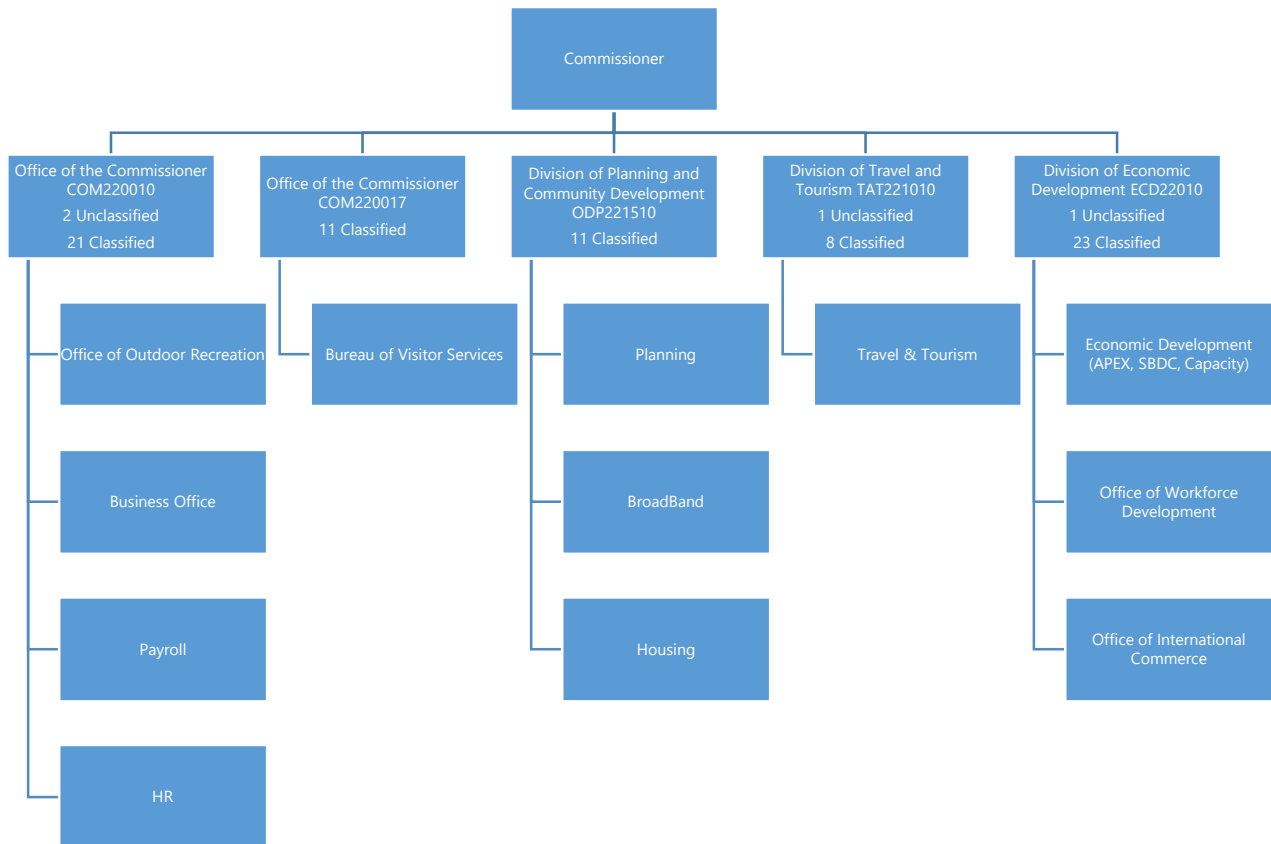


Proposed Organizational Structure FY26/FY27:

Pursuant to RSA 12-O:3, the New Hampshire Department of Business and Economic Affairs (Department) sought and received approval for internal administrative departmental re-organization to more effectively and efficiently meet the needs of the addition of the various Housing and Broadband programs. To solidify this re-organization the Department seeks approval to formalize the Office of Planning and Development as the Division of Planning and Community Development.

The Department found it necessary to undertake a detailed review of the internal departmental organizational structure when defining the Housing program details as required by RSA 12-O:75 which were required to be implemented no later than July 1, 2024. During said review it was determined the New Hampshire Housing Champion program would be more efficiently and effectively served with inter-departmental instead of cross-departmental collaboration by being structured within the activity of Planning and Development. Many items defined in RSA 12-O:53 II are areas of resource to the New Hampshire Housing Champions program within Planning and Development. The same held true for the Broadband programs as many areas of Planning and Development are also a resource to the Broadband programs.

In summary, this request is administrative in nature. While this phase of this administrative re-organization is administrative in nature, it is significant in that it allows for more efficient collaboration within one activity on similar missioned programs thereby providing more effective community program partnering. This has and will continue to improve the overall program administration process and makes more economic sense for the administration of the New Hampshire Department of Business and Economic Affairs.



Agency Activity Details

Office of the Commissioner – (OOC)

Commissioner: *Taylor Caswell*
Director: *Jeanie Forrester, Director of Intergovernmental Affairs*
Director: *Kathy Fredericksen, Director of Finance*
Director: *Bob Vachon, Director of Operations and Administration (BVS)*
Director: *Janel Lawton, Director (ORID)*
Staff size: *34 FTE – 2 unclassified, 32 classified (between Co 10 & Co 17)*

Key functions:

- Agency Leadership
- Intergovernmental Affairs
- Develop, authorize and monitor statewide policies, goals, objectives and/or legislation for a variety of agency programs, as applicable.
- Plans long-term policies and strategies, interprets data to draw conclusions, and ensures compliance with rules and regulations.
- Final review of contracts, agreements, leases, etc., prior to Commissioner signature and submission to Attorney General's Office, Governor and Council, or other authority.
- All agency business office functions including accounts receivable, revenue collection, reporting and management, accounts payable, and Fiscal Committee and/or Governor and Council item submissions.
- Outdoor Recreation Industry Development (additional details under separate section)
- Welcome Center Management (additional details under separate section)

Key goals:

- Drive BEA's Vision and Mission.
- Foster a positive and productive work environment to successfully accomplish the agency's Mission and Vision.
- Effectively and efficiently create and maintain international diplomatic and trade relations through initiatives such as Trade Councils.
- Enable divisions to collaborate and make informed decisions about, budgets, goals, objectives, policies etc.
- Provide excellent operational guidance and support to agency leaders and staff.

Governor Budget highlights:

- Total Governor efficiency request for FY26/FY27 is \$4,373,252/\$4,437,268 respectively
- OOC is 83% General funds, 12% Federal Funds and 5% Other funds.

Office of the Commissioner – Bureau of Visitor Services (BVS)

Director: *Bob Vachon*
Staff size: *25 FTE (Included in COM220010 & COM220017 count on Org Chart)*

Key functions:

- Manage and maintain twelve Safety Rest Areas/Welcome Information Centers
- Oversee Brochure Program
- Provide excellent customer service to traveling public and to out of state visitors

Key goals:

- Returning to Pre-pandemic operational hours.
- Offering a first-rate welcome to visitors and guests
 - A safe, clean and presentable facilities for guests to use
 - Well maintained grounds where guests can take a break from driving
 - Provide top notch information to visitors and traveling public enhancing their NH experience

Key results:

- The return of most centers to a 7-day operational schedule
- Welcoming 5,804,322 visitors/guests to our centers in FY 24
- Welcoming the influx of visitors and guests on the weekend of April 8 to witness the full solar eclipse. Staff were busy but in good spirits and not one visitor complaint received.
- Installation of Security Cameras at each of our Welcome Information Centers.

Governor Budget highlights:

	FY 2026	FY 2027	
2175 General Funds	\$2,308,997	\$2,328,963	9 Welcome Information Centers
2176 Turnpike Funds:	\$1,245,290	\$1,273,185	3 Welcome Information Centers

In 2021 the Bureau of Visitor Services cut its budget by 22% (\$783,775) as part of a statewide effort to reduce costs during the pandemic. Most of the savings were derived by changing our operational hours at 11 of the 12 centers, eliminating open positions, and shedding 23 of our 45 part time staff members through attrition.

We've recently returned most of our centers to a daily operational schedule of 9am-5pm. We're currently attempting to remain open later during weekends at certain locations. One center, however, remains closed. Prior to COVID, we were operating from 8am - 8pm. Workforce recruitment continues to be a concern.

Prior to the pandemic BVS had a budget of \$500,000 per year in part-time salaries. Although, we have seen individual line items for utilities, center supplies, and telecommunications increase over the last budget cycles, we have not been fully funded with regards to our part-time salaries. For fiscal year 2026 and 2027 we have requested \$265,000 each year. This will allow us to meet our target and operate at the current level but will not support returning to pre-pandemic operational hours or allow us to provide the same customer service we provided prior to the pandemic.

Office of the Commissioner – Outdoor Recreation (ORID)

Director: Janel Lawton

Staff size: 1 FTE (Included in COM220010 count on Org Chart)

Key functions:

- Economic development of the outdoor economy to promote cross-sector economic growth
- Education and workforce development in the outdoor industry
- Conservation and stewardship of outdoor recreation assets
- Public health and wellness in outdoor recreation
- Support access to and expansion of outdoor recreation assets

Key goals:

New Hampshire offers the best combination of lifestyle and economy on the East Coast. Leverage these advantages to attract and expand business recruitment and expansion, attract talent and protect and sustain outdoor recreation assets.

Key results:

- In 2023, outdoor recreation in New Hampshire generated \$3.3 billion in economic impact and employed over 31,000 workers in the outdoor recreation sector.
- **Small Business Support Initiatives:** ORID cohosted programs like the SBDC Mudseason Makeover and SBA NH Rural Ascent, providing outdoor recreation businesses with strategic marketing, financial planning, and access to capital.
- **Workforce Development:** ORID is developing a comprehensive roadmap to attract, train, and retain workers in partnership with key stakeholders.
- **Workforce Development:** ORID collaborates with industry to create and fund workforce programs that meet the needs of New Hampshire's employers. One initiative is the Outdoor Workforce Expo, which introduced over 700 students from the North Country to job opportunities and careers.
- **NH Outdoor Industry Inventory Report** was completed by ORID providing an assessment of over 12 outdoor recreation activities and assets, providing benchmark data for businesses and communities to understand market trends and support planning.
- **Funding:** ORID facilitated the application process for five grants, resulting in \$2.02 million in investments for outdoor recreation initiatives through the Northern Border Regional Commission.
- **Safety and sustainability programs:** ORID promotes programs such as Leave No Trace, to encourage responsible recreation practices and works with state agencies such as NHF&G, DNCR, and others to pursue strategies to reduce costs to those agencies. In collaboration with those agencies and the Division of Travel and Tourism Development, ORID is working to develop a new safety and sustainability program specifically for New Hampshire.
- **Industry participation:** ORID participates in various networks and councils, including the National Governors Association's Outdoor Recreation Learning Network, Outdoor Recreation Roundtable and Confluence of States to share best practices and access funding resources.
- **Promotion:** Engaged in over 30 networking events and presented at various forums to promote the outdoor recreation sector and its potential for economic growth.

Budget highlights:

- 100% Federal Funding

Division of Economic Development (DED)

Director: Chase Hagaman
Deputy Director: Cynthia Harrington
Staff size: 24 FTE - 1 unclassified, 23 classified

Key functions:

- Provide employer support
- Drive business recruitment and expansion
- Lead state international and trade relations
- Manage programming under Northern Border Regional Commission
- Lead implementation of state digital Business Gateway
- Form and maintain economic development data and strategies
- Facilitate business tax credit programs

Key goals:

- Retain and recruit modern workforce
- Connect New Hampshire's world class tourism assets to talent recruitment
- Build resiliency in high growth sectors
- Build on New Hampshire's entrepreneurial legacy to fuel innovation

Key results:

- Led multiple efforts to assist with business recruitment and expansion, resulting in over \$500,000,000 in capital investment and 2,000 jobs.
- Programs designed to drive small/medium size employer exports have resulted in record breaking results for the last 4 years and have resulted in a record-breaking allocation under the State Trade Expansion Program (STEP). BEA was awarded \$500,000 to continue supporting Granite State businesses who produced \$7,600,000,000 in exports in 2023.
- Administer tax credit programs that support over 300 businesses, investing in workforce, infrastructure, and more, and provide over \$8,000,000 in credits annually.
- Engaged and provided one-on-one assistance to over 500 New Hampshire businesses.
- Helped over 125 companies win nearly \$2,000,000,000 in government contracts.
- Facilitated the strategic design, with development underway, of a new business services portal (NH Business Gateway), that will culminate in a scalable digital hub of information, communication, services, and support for the new and existing New Hampshire businesses.
- Published multiple substantive reports and strategies concerning critical industries that have served as the foundation for BEA activities as well as initiatives of agency partners, reports and strategies such as a Life Sciences industry assessment, a workforce assessment, an advance manufacturing industry cluster assessment, an international trade assessment, and a business recruitment and expansion strategy.
- Host an annual economic development summit with nearly 200 partners and professionals in attendance.

Governor Budget highlights:

- Total Governor efficiency request for FY26/FY27 is \$17,667,557/\$17,698,295 respectively
 - Personnel \$3,031,151/\$3,115,113 (Class 010, 011,060 for FY 26/27)
 - Travel \$158,750/\$149,250 (Class 070, 080 FY 26/27)
 - Marketing \$70,600/\$70,600 (Class 069 FY 26/27)
 - SBDC \$215,000/\$215,000 (FY 26/27)
 - NBRC Capacity Grant \$404,388/\$405,197 (FY 26/27)

Office of Planning and Development (OPD)

Director: Heather Shank
Staff size: 11 FTE - 11 classified

Key functions:

- Workforce housing
- Municipal land use support
- Broadband infrastructure
- State Census Data Center
- GIS maintenance
- National Flood Insurance Program
- Council on Resources and Development (CORD)

Key goals:

- Increase workforce housing
- Provide municipal land use training and education
- Expand broadband infrastructure and access
- Maintain population, development and GIS data
- Support municipalities in administering FEMA's flood insurance program

Key results:

- Broadband Initiatives
 - Awarded \$122M in ARPA COVID relief funds to build out to 51K+ addresses
 - Developed state Broadband and Digital Equity Plans
 - Working through guidelines to receive additional \$196M in federal grant funds (BEAD)
- Invest NH
 - Awarded \$100M between FY23 and FY25 to encourage workforce housing and support planning efforts
 - Awards included \$11.5M for demolition projects, \$7.9M for planning grants, \$64M for private funding gaps, and \$16.22M per unit grants to municipalities
 - 4,657 total units impacted
- Office of Planning & Development (OPD)
 - Facilitated Regional Housing Needs Assessments and created Housing Toolbox
 - Held over 75 webinars and responded to over 1,000 technical assistance requests
 - Produces 6 publications annually

Governor Budget highlights:

- Total Governor efficiency request for FY26/FY27 is \$2,038,704/\$2,088,309 respectively
 - Planning administration has a \$1.2m/\$1.25m FY26/FY27 budget and utilizes staff to implement program goals. The budget includes grants from FEMA, grants for the Regional Planning Commissions, and for the UNH GRANIT GIS program.
 - \$304,839/\$316,601 FY26/FY27 has been budgeted for staff program expenses related to the authorized Housing Champions full time classified positions.
 - \$525,178 has been budgeted in each year related to the continuing Broadband Digital Equity program.
 - In FY 25, Invest NH will utilize \$15.25M in state funds to award housing grants.
 - Broadband Initiatives received \$127M in federal funds to implement expansion of broadband infrastructure and is in the process of receiving an additional \$196M.

Division of Travel and Tourism Development (DTTD)

Director: Michelle Cruz
Deputy Director: Amy Bassett
Staff size: 9 FTE - 1 unclassified, 8 classified

Key functions:

- Marketing/Promotion to encourage visitors to choose New Hampshire as their vacation/getaway destination in all seasons.
- Support Industry Relations
 - Joint Promotional Program
 - Cooperative opportunities
- Develop International Markets
 - Marketing to consumers and tour operators
 - Public Relations
- Public Relations (Domestic & International)

Key goals:

- Promote New Hampshire as a premier year-round destination
- Raise Meals & Rental tax revenue
- Collaborate with and support tourism industry and partners
- Promote safe and sustainable tourism

Key results:

- For every dollar spent on advertising the meals & rental tax return on investment is \$17
- \$7.5 billion visitor spending
- 14.3 million visitors
- \$314.5 million meals & room
- Joint Promotional Program: \$1,025,834 granted to over 20 eligible regional organizations
- 790 million domestic media impressions
- 15 million Canadian media impressions
- 11 international visiting media – 6 different countries
- Hosted Discover New England's Summit
 - 400 attended
 - 60 international tour operators (8 countries) and media
- Stronger collaboration with the tourism industry

Governor Budget highlights:

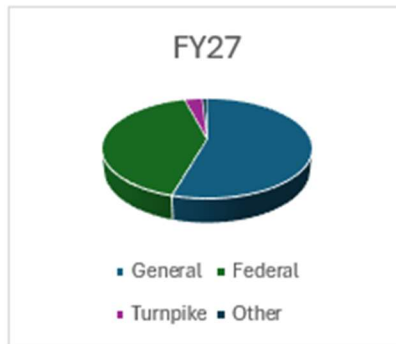
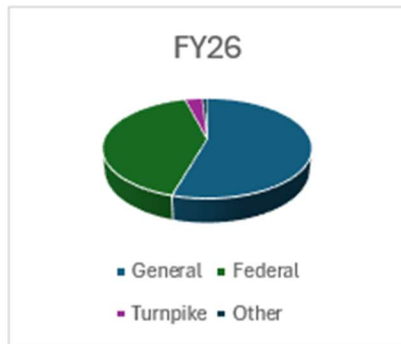
- Total Governor efficiency request for FY26/FY27 is \$13.7m/\$13.7m respectively
 - 3.15% of the net Meals & Rooms revenue (RSA 12-O:11-b)
 - \$1.25m/\$1.25m FY26/FY27 respectively: Joint Promotional Program (RSA 12-O:17)
 - \$7m/\$7m FY26/F27 respectively: Development Fund (RSA 12-O:16)

Agency Budget

BEA's funding is made up of General, Federal, Turnpike and Other funds. BEA's budget goal is to provide BEA with experienced and professional staff to assist partners and employers with extraordinary growth in the various program areas, funding sources, and citizens served in the State of New Hampshire.

Budget Proposal Overview

Source	FY25		FY26		FY27		
	Adjusted Authorized	Governor's Efficiency	Addl Prioritized Needs	Request	Governor's Efficiency	Addl Prioritized Needs	Request
General	18,090,128	21,289,780	685,176	21,974,956	21,378,427	656,209	22,034,636
Federal	14,944,699	16,165,049	73,273	16,238,322	16,215,474	76,814	16,292,288
Turnpike	1,247,261	1,245,290	-	1,245,290	1,273,185	-	1,273,185
Other	297,910	345,849	-	345,849	350,817	-	350,817
	34,579,998	39,045,968	758,449	39,804,417	39,217,903	733,023	39,950,926



Source	FY26 Efficiency	FY27 Efficiency
General	54.52%	54.51%
Federal	41.40%	41.35%
Turnpike	3.19%	3.25%
Other	0.89%	0.89%
	<u>100.00%</u>	<u>100.00%</u>

1) Position Requests:

- a) 4 new positions in 2026 (all listed in prioritized needs): (1) Flood Plain Coordinator; (1) Maintenance Mechanic III; and (2) Information Center Attendants.
- b) Outside of the budget proposal, BEA will seek to reclassify (1) position to the Office of Planning and Development to efficiently address the Office of Planning and Development's staffing needs as a result of the establishment of the Division of Planning and Community Development and to satisfy the requirement of RSA 21-G:6, II (b). This will ensure that the needs of this division are adequately staffed within each bureau of this new division.

Office of the Commissioner (OOC) COM220010

Source	FY25		FY26		FY27		
	Adjusted Authorized	Governor's Efficiency	Addl Prioritized Needs	Request	Governor's Efficiency	Addl Prioritized Needs	Request
General	3,968,264	3,636,760	660,754	4,297,514	3,688,567	630,604	4,319,171
Federal	462,966	502,546	-	502,546	509,767	-	509,767
Other	198,494	233,946	-	233,946	238,934	-	238,934
	4,629,724	4,373,252	660,754	5,034,006	4,437,268	630,604	5,067,872

Source	FY26 Efficiency	FY27 Efficiency
General	83.16%	83.13%
Federal	11.49%	11.49%
Other	5.35%	5.38%
	<u>100.00%</u>	<u>100.00%</u>

Budget Comments:

- The prioritized needs request in this activity includes the following positions: (1) Maintenance Mechanic III; and (2) Information Center Attendants. Positions identified to properly maintain aging Welcome Centers and support increased service hours.
- The prioritized needs request in this activity also includes \$287,088/\$306,897 for FY26/FY27 respectively related to the FY26/FY27 Workers Compensation claims estimate from DAS. As with prior biennium's, the administrative budget portion is included in the efficiency budget (\$14,188/\$15,045)
- One position was moved from here to activity ODP221510.
- SWCAP budget correction.
- Reallocation of budget expenses moved here from previous cycle such as rent and telecom that should remain in other areas for direct reimbursement.
- Includes funding for 1 vehicle replacement in each year to service the Welcome Centers.

Office of the Commissioner (OOC) COM220017

Source	FY25		FY26		FY27		
	Adjusted Authorized	Governor's Efficiency	Addl Prioritized Needs	Request	Governor's Efficiency	Addl Prioritized Needs	Request
Turnpike	1,247,261	1,245,290	-	1,245,290	1,273,185	-	1,273,185
	1,247,261	1,245,290	-	1,245,290	1,273,185	-	1,273,185

Source	FY26 Efficiency	FY27 Efficiency
Turnpike	100.00%	100.00%
	100.00%	100.00%

Budget Comments:

- Individual class lines were budgeted based on historical spending and anticipated expenses; however, the overall budget is flat across both years of the upcoming biennium for this activity.

Division of Economic Development (DED) ECD220510

Source	FY25		FY26		FY27		
	Adjusted Authorized	Governor's Efficiency	Addl Prioritized Needs	Request	Governor's Efficiency	Addl Prioritized Needs	Request
General	2,628,978	2,601,434	-	2,601,434	2,594,339	-	2,594,339
Federal	14,364,530	14,991,180	-	14,991,180	15,029,033	-	15,029,033
Other	73,664	74,943	-	74,943	74,923	-	74,923
	<u>17,067,172</u>	<u>17,667,557</u>	-	<u>17,667,557</u>	<u>17,698,295</u>	-	<u>17,698,295</u>

Source	FY26 Efficiency	FY27 Efficiency
General	14.72%	14.66%
Federal	84.85%	84.92%
Other	0.42%	0.42%
	<u>100.00%</u>	<u>100.00%</u>

Budget Comments:

- DED saw a rise in salary and benefits due to filling of the vacant director position; however, cost savings in other areas offset this class line increase.
- DED has budgeted for a replacement vehicle in FY26. This need has been offset by holding off on other needs.

Office of Planning and Development (OPD) ODP221510

Source	FY25		FY26		FY27		
	Adjusted Authorized	Governor's Efficiency	Addl Prioritized Needs	Request	Governor's Efficiency	Addl Prioritized Needs	Request
General	1,022,335	1,330,421	24,422	1,354,843	1,374,675	25,605	1,400,280
Federal	117,203	671,323	73,273	744,596	676,674	76,814	753,488
Other	25,752	36,960	-	36,960	36,960	-	36,960
	1,165,290	2,038,704	97,695	2,136,399	2,088,309	102,419	2,190,728

Source	FY26 Efficiency	FY27 Efficiency
General	65.26%	65.83%
Federal	32.93%	32.40%
Other	1.81%	1.77%
	100.00%	100.00%

Budget Comments:

- This division has requested (1) Flood Plain Coordinator position listed in prioritized needs which would be a Federally funded position with a 25% state cost match. This position is requested to assume the State's responsibilities of expanded services related to implementing and coordinating the National Flood Insurance Program within NH.
- The increase in Federal funds between FY25 and FY26/FY27 is partially due to the addition of the Housing program to this activity as well as the approval of one additional 9T position under the FEMA program. However, with this position this office is understaffed compared to FEMA requirements.
- The increase in General funds is primarily due to the Housing staff positions now included in this activity.

Division of Travel and Tourism Development (DTTD)

TAT221010

Travel & Tourism’s budget base is dictated by RSA 12-O:11-b in conjunction with RSA 78-A:26, I.

Source	FY25		FY26		FY27		
	Adjusted Authorized	Governor's Efficiency	Addl Prioritized Needs	Request	Governor's Efficiency	Addl Prioritized Needs	Request
General	10,470,551	13,721,165	-	13,721,165	13,720,846	-	13,720,846
	10,470,551	13,721,165	-	13,721,165	13,720,846	-	13,720,846

Source	FY26 Efficiency	FY27 Efficiency
General	100.00%	100.00%
	100.00%	100.00%

	Total Fiscal Year 2017/2018	Total Fiscal Year 2018/2019	Total Fiscal Year 2019/2020	Total Fiscal Year 2020/2021	Total Fiscal Year 2021/2022	Total Fiscal Year 2022/2023
Influenced Trips	604,055	636,170	555,681	529,505	743,727	696,170
Avg. Trip Spending (among ad-aware visitors)	\$839	\$900	\$1,103	\$1,101	\$1,288	\$1,188
Influenced Trip Spending	\$506,679,581	\$572,280,741	\$613,102,160	\$583,077,833	\$958,161,359	\$826,870,413
Avg. Taxable Trip Spending (among ad-aware visitors)	\$586	\$583	\$736	\$751	\$871	\$866
Influenced Taxable Trip Spending	\$353,937,438	\$370,684,548	\$408,746,075	\$397,603,983	\$647,472,232	\$603,209,006
Taxes Generated	\$31,854,370	\$33,361,609	\$36,787,146	\$35,784,358	\$55,035,140	\$51,272,765
Media Spending	\$2,481,988	\$2,567,179	\$1,545,410	\$2,962,296	\$3,450,473	\$3,081,778
ROI	\$204	\$223	\$397	\$197	\$278	\$268
Tax ROI	\$13	\$13	\$24	\$12	\$16	\$17

Illustration 1

Since BEA’s inception, DTTD has tracked media spending through a standardized return on investment calculation. As shown in illustration 1, DTTD’s media spending has a proven positive impact on the State of New Hampshire’s meals and room tax revenue collected each year. Furthermore, with the exception of the anomaly during the initial COVID years, the numbers also show a correlation between media spending and return on investment.

Media spending is done through various formats such television ads in target markets, online media, print ads, billboards, event sponsorship and more.

Additional Agency Details

Programs Established over the last five years

Program Name	Appropriation Date	Accounting Unit	GF Appropriated	Lapse / Anticipated Lapse	Status
Housing Champions	6/30/2023	6390	5,250,000	-	Ongoing
State InvestNH	6/30/2023	6391	10,000,000	-	Ongoing Fully
Pulp & Paper Mfg Stabilization	6/30/2023	6392	1,500,000	-	Obligated
Welcome Centers Beginning 7/1/20 the Welcome Centers are GF vs. HF (appropriations total FY20 - FY25)	7/1/2020	2175	12,915,995		Ongoing
Office of Planning & Dev. Office of Strategic Initiatives became OPD	7/1/2021	2198			Ongoing
<i>Notes:</i>					
Office of Offshore Wind	6/30/2021	7204		(Moved to Energy)	Closed
Bureau of Film/Media	6/30/2021	3901		(Repealed)	Closed

Positions Established over the last five years

Position Number	Position Name	Date Established	Accounting Unit	FY26/FY27		Status
				Fund Request	Fund Source	
45064	ADMINISTRATOR II	7/1/2023	6390	215,293	GF	Vacant
45065	PRINCIPAL PLANNER	7/1/2023	6390	189,415	GF	Vacant
45066	PROGRAM SPECIALIST IV	7/1/2023	6390	205,263	GF	Filled
9U696	DIR OF INTERGOVERNMENTAL AFFAIRS	7/1/2021	2007	296,205	GF	Filled
Abolished:						
9U620	DIRECTOR OF FILM/MEDIA	7/1/2019	3901		GF	
44673	ADMINISTRATOR II	7/1/2021	7204		GF	
40049	INDUSTRIAL AGENT-AT-LARGE I	12/3/2021	1448		GF	

Per HB2 79:464 Laws of 2023, positions 45064, 45065 and 45066 were established within the Department of Business and Economic Affairs for the purpose of administering the New Hampshire housing champion designation and grant program established pursuant to RSA 12-O:71 through 12-O75.

Per HB2 91:466 Laws of 2021, upon completion of the appointment of the Director of Intergovernmental Affairs, position number 40049 was abolished to allow for the transition of this classified position with its available appropriations into the unclassified position of Director of Intergovernmental Affairs.

Per HB2 91:360 Laws of 2021 and HB2 91:187 Laws of 2021, position 44673 was abolished as a result of the Office of Offshore Wind moving from BEA to the Department of Energy.

Per HB2 91:67 Laws of 2021, RSA 12-O:11-a, relative to the bureau of film and digital media, therefore position 9U620 was abolished.

CARES Act and ARPA Programs

Project Name	Status	Funding
ARP Act State Tourism Grant Program	In process	\$ 7,623,750
Broadband Capital Fund Program	In process	\$ 122,066,151
Business Support Portal Implementation	In process	\$ 10,012,500
Family Medical Residency Program	In process	\$ 500,000
InvestNH Program and Support Staff	In process	\$ 1,876,000
InvestNH Program Fund	In process	\$ 99,722,503
OPD Housing Study	In process	\$ 160,000
SBDC Program staff	In process	\$ 100,000
Regional Housing Needs Assessment Program	Complete	\$ 1,001,000
Broadband Infrastructure	Complete	\$ 659,734
Business Support Portal Design	Complete	\$ 1,003,503
CDL Licensing Marketing and Communications	Complete	\$ 503,003
Collaborative Economic Development Regions (CEDRs)	Complete	\$ 210,210
Workforce Marketing and Outreach	Complete	\$ 1,003,503
		<hr/>
		<u>\$ 246,441,857</u>

General Funded Continuation programming:

Housing Champions – Staff & Program Funding (FY24/FY25 - \$5,250,000)

State InvestNH – Program funding (FY24/FY25 - \$10,000,000)